

Scaled data based on original data using
LM-35-02 Approved Method for Photometric Testing of Floodlights Using High Intensity
Discharge or Incandescent Filament Lamps

Test Report Prepared for

Cooper Lighting Solutions

(formerly Eaton)

Brand: LUMIERE

Report Number: P185194

Luminaire Tested: **206-10LED3021**

Issue Date: 3/3/2020

This test was performed under the Supervised Manufacturer's Testing Program. The results of this test have not been influenced by sources from within Cooper Lighting Solutions or from external interests.

Report Generated By 670245982

Test Information

Test Method: LM-35-02
 Report Number: P185194
 TEST IS SCALED FROM IESNA LM-79-08 TEST DATA (P26952)
 Test Lab: INNOVATION CENTER-P2
 Issue Date: 3/3/2020
 Manufacturer: COOPER LIGHTING SOLUTIONS (FORMERLY EATON)
 Product Line: LUMIERE
 Catalog Number: 206-10LED3021
 Description: LUMIERE 203, STANDARD RECESSED LENS HOOD BLACK, 21 DEG LED OPTIC,
 CLEAR LENS
 Light Source: 3000K CCT, 80 CRI LEDs
 Ballast/Driver: -

Luminaire Equipment:	Sample No.	Condition	Description
	AS-5443-1	Good	WHITE TWIN R-EVOLVE FLOOD
	AS-5443-2	Good	REFLECTOR
	AS-5443-3	Good	REFLECTOR
	AS-5443-4	Good	REFLECTOR

Summary

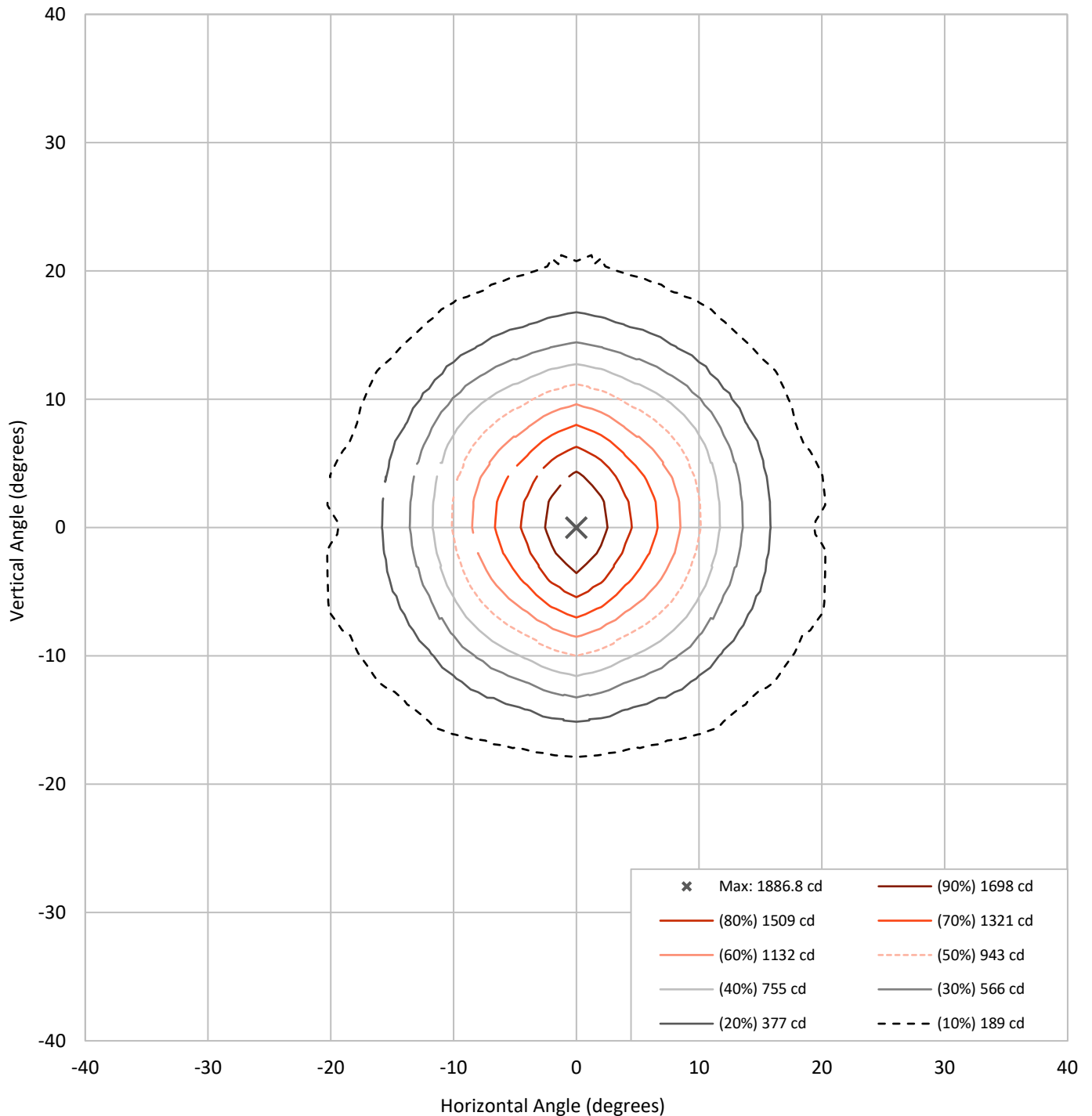
Lumens per Lamp: N/A	NEMA Type: 3H x 3V
Luminaire Lumens: 295.6 lumens	Max Intensity: 1886.8 candela
Efficiency: N/A	Max Intensity Angle: 0°H x 0°V
Efficacy: 32.1 lumens/watt	
Luminous Opening: Circular (Dia: 0.17' x H: 0')	
Beam Angle (50%): 20.3°H x 21.2°V	Field Angle (10%): 38.6°H x 38.6°V
Beam Lumens: 127.4 lumens	Field Lumens: 247.8 lumens
Beam Efficiency: 43.1%	Field Efficiency: 83.8%

Input Watts (W): 9.2
 Input Voltage (V): NR
 Input Current (Ain): NR
 Voltage Rise (V): NR
 Power Factor: NR
 Total Harmonic Distortion (THDi): NR
 Frequency (hertz): 60
 Stabilization Time: NR
 Operation Time: NR
 Ambient Temperature (°C): NR
 Test Distance: 28.75 FT



REPORT NUMBER: P185194
CATALOG NUMBER: 206-10LED3021

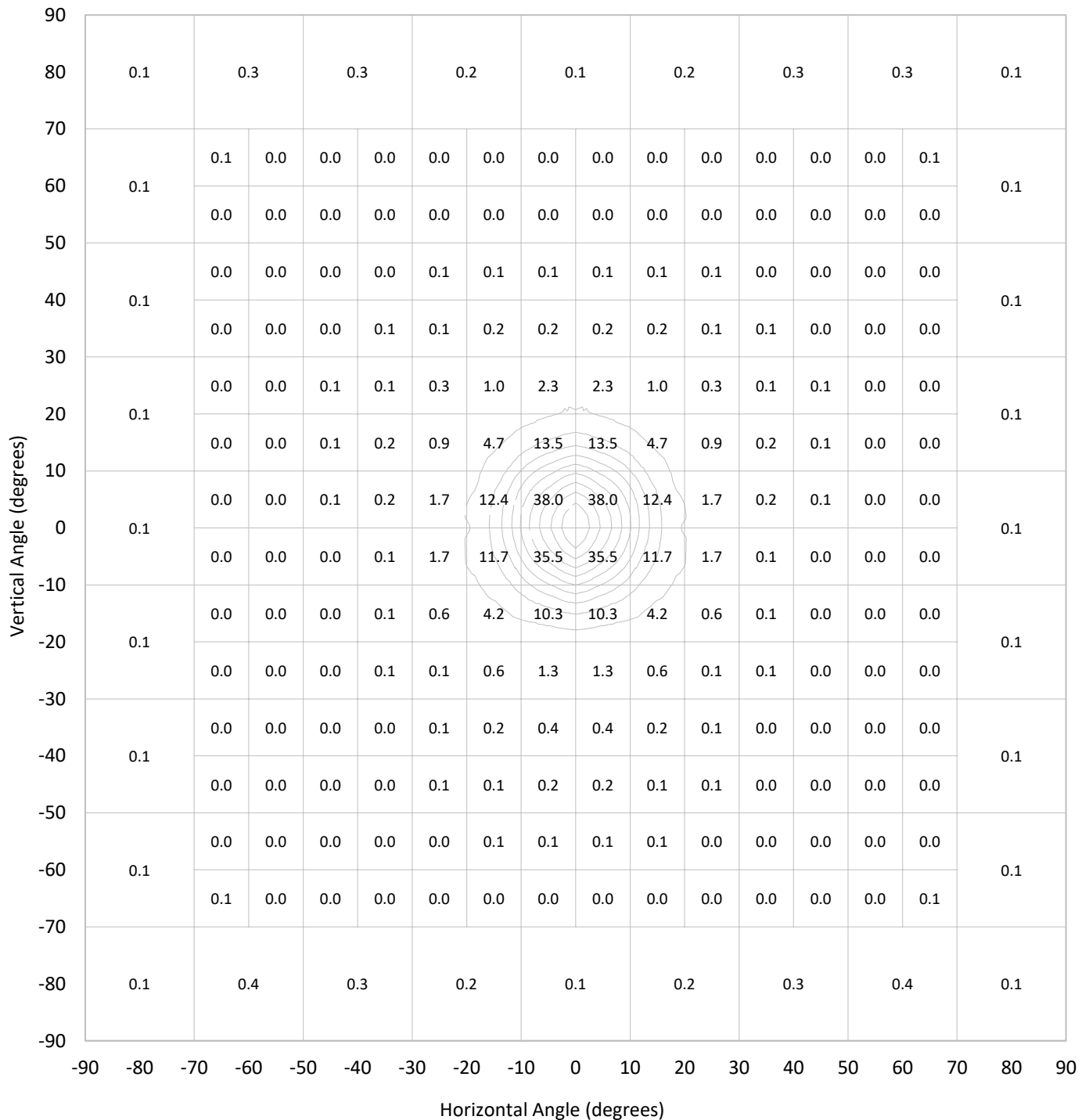
Iso-Candela Plot





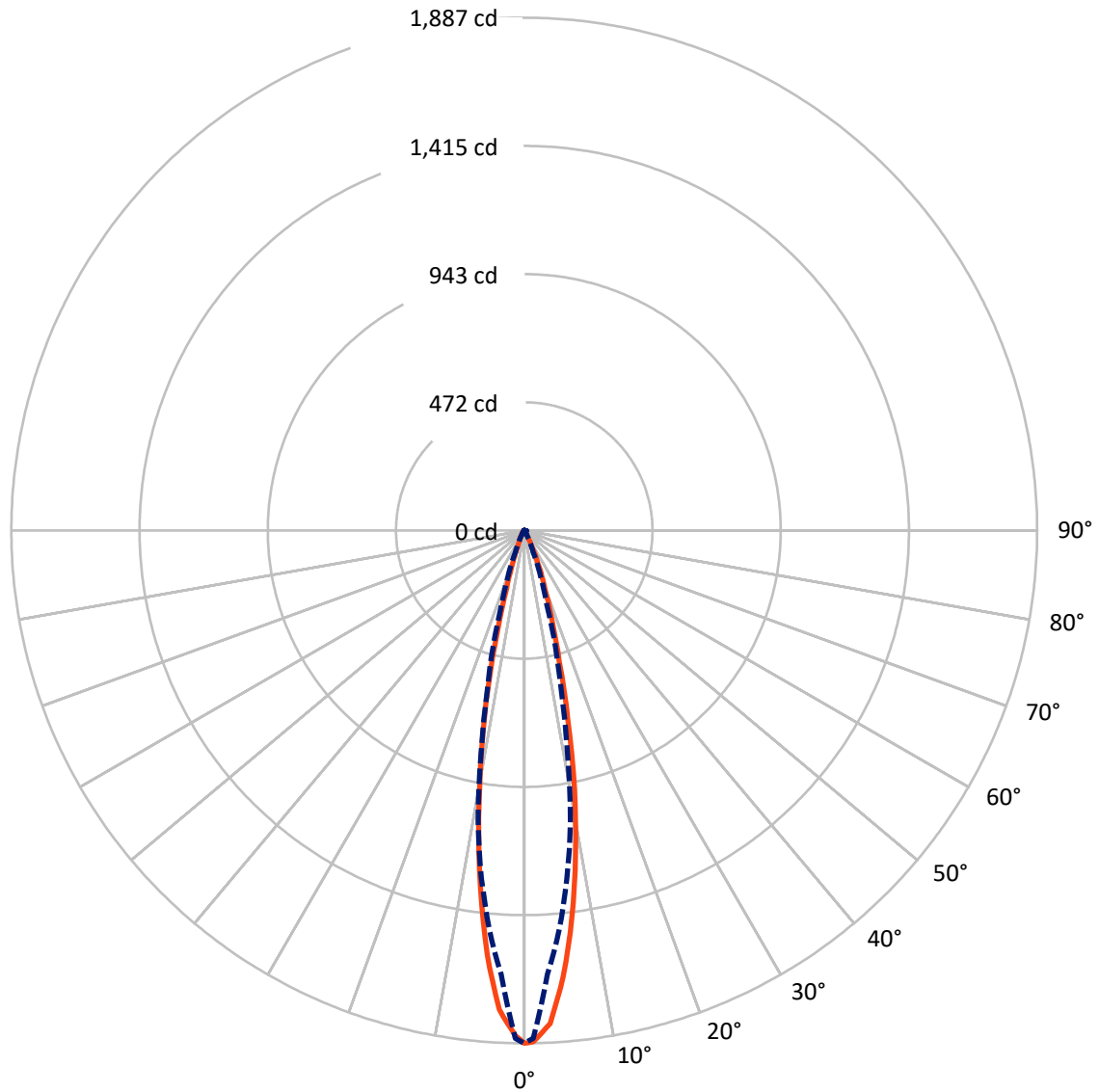
REPORT NUMBER: P185194
 CATALOG NUMBER: 206-10LED3021

Lumen Table



REPORT NUMBER: P185194
CATALOG NUMBER: 206-10LED3021

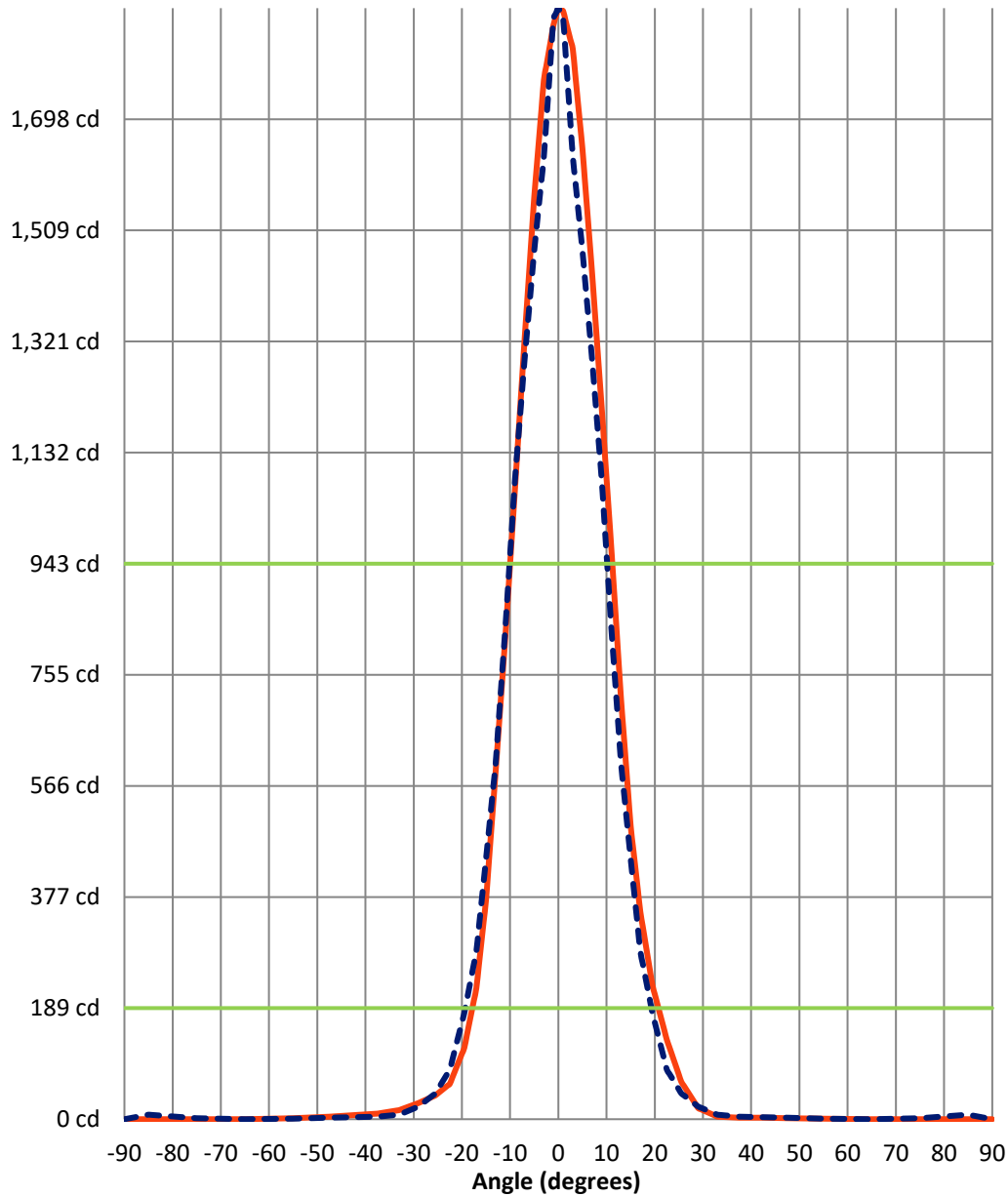
Luminous Intensity Polar Plot



— Vertical Distribution Through 0-Deg - - - Horizontal Distribution Through 0-Deg

REPORT NUMBER: P185194
CATALOG NUMBER: 206-10LED3021

Luminous Intensity Plot



Beam:
H Angle: 20.3°
V Angle: 21.2°
Lumens: 127.4
Efficiency: 43.1%

Field:
H Angle: 38.6°
V Angle: 38.6°
Lumens: 247.8
Efficiency: 83.8%

Spill:
Lumens: 47.9
Efficiency: 16.2%

— Vertical Distribution through 0-Deg
- - Horizontal Distribution through 0-Deg



REPORT NUMBER: P185194
 CATALOG NUMBER: 206-10LED3021

FIELD
 BEAM

CANDELA DISTRIBUTION:

	0°	1°	3°	5°	7°	9°	11°	13°	15°	17°	19.5°
90°	0.0	0.0	0.0	0.0	0.0	0.0	0.0	0.0	0.0	0.0	0.0
85°	0.0	0.9	0.9	0.9	0.9	0.9	0.9	0.9	1.7	2.6	3.4
75°	0.0	0.0	0.9	0.9	0.9	0.9	0.9	0.9	0.9	0.9	0.9
65°	0.0	0.0	0.9	0.9	0.9	0.9	0.9	0.9	0.9	0.9	0.9
55°	0.9	0.9	0.9	0.9	0.9	0.9	1.7	1.7	1.7	1.7	0.9
47.5°	1.7	1.7	1.7	1.7	2.6	2.6	2.6	2.6	2.6	2.6	2.6
42.5°	2.6	2.6	2.6	2.6	2.6	2.6	3.4	3.4	3.4	3.4	3.4
37.5°	2.6	2.6	2.6	2.6	3.4	3.4	3.4	3.4	4.3	4.3	4.3
33°	4.3	4.3	4.3	4.3	4.3	4.3	4.3	5.2	5.2	5.2	5.2
29°	18.9	18.9	18.1	18.1	16.3	15.5	13.8	12.0	10.3	9.5	8.6
25.5°	63.6	64.5	59.3	55.9	45.6	40.4	35.3	31.0	25.8	20.6	16.3
22.5°	135.0	218.4	115.2	108.4	96.3	83.4	62.8	51.6	43.0	35.3	28.4
19.5°	227.9	217.6	202.1	188.3	157.4	146.2	141.0	81.7	64.5	51.6	41.3
17°	352.6	356.9	311.3	289.0	249.4	208.1	189.2	150.5	90.3	67.9	52.5
15°	497.9	502.2	437.7	404.2	349.2	295.0	227.9	196.9	153.1	85.1	62.8
13°	713.8	722.4	628.7	572.8	488.5	412.8	310.5	225.3	214.1	150.5	74.0
11°	968.4	975.2	854.0	789.5	685.4	573.6	425.7	296.7	225.3	209.0	88.6
9°	1207.4	1204.0	1056.9	972.7	854.8	734.4	570.2	391.3	261.4	217.6	105.8
7°	1437.1	1439.6	1261.6	1154.1	1012.2	866.0	677.7	488.5	345.7	219.3	166.8
5°	1647.8	1644.3	1439.6	1310.6	1148.1	980.4	762.8	547.8	404.2	240.8	203.0
3°	1817.2	1804.3	1575.5	1431.0	1253.0	1058.7	819.6	590.0	433.4	276.1	225.3
1°	1881.7	1871.4	1638.3	1480.1	1295.2	1089.6	840.2	606.3	442.9	285.5	227.0
0°	1886.8	1868.8	1634.9	1474.9	1290.0	1085.3	833.3	604.6	442.0	285.5	180.6
-1°	1858.5	1843.8	1609.1	1449.1	1267.6	1069.8	817.9	595.1	436.0	283.8	227.0
-3°	1764.7	1734.6	1512.7	1360.5	1191.1	1001.9	759.4	553.0	412.8	271.8	225.3
-5°	1566.1	1554.9	1357.9	1216.9	1069.0	891.8	674.2	489.3	373.2	250.3	223.6
-7°	1324.4	1317.5	1149.8	1032.9	913.3	754.2	565.9	418.8	324.2	221.0	220.2
-9°	1069.8	1064.7	927.9	842.8	733.6	592.5	457.5	344.9	268.3	207.3	167.7
-11°	817.9	814.4	712.9	642.4	544.4	455.8	356.0	270.0	211.6	212.4	103.2
-13°	590.8	590.8	500.5	441.2	386.1	332.0	262.3	202.1	189.2	153.9	79.1
-15°	372.4	377.5	325.9	298.4	264.9	229.6	210.7	173.7	148.8	86.0	59.3
-17°	222.7	225.3	197.8	186.6	168.6	167.7	160.8	134.2	84.3	60.2	39.6
-19.5°	121.3	121.3	108.4	99.8	89.4	82.6	69.7	59.3	48.2	36.1	24.1
-22.5°	60.2	61.1	55.0	52.5	49.0	45.6	39.6	34.4	27.5	19.8	12.9
-25.5°	40.4	40.4	36.1	34.4	31.0	29.2	24.1	20.6	15.5	11.2	6.9
-29°	27.5	27.5	24.1	23.2	18.9	18.1	13.8	12.0	8.6	6.9	5.2
-33°	15.5	15.5	13.8	13.8	11.2	10.3	8.6	7.7	6.0	5.2	4.3
-37.5°	9.5	9.5	9.5	9.5	8.6	7.7	6.9	6.0	6.0	5.2	4.3
-42.5°	6.9	6.9	6.9	6.9	6.0	6.0	6.0	5.2	5.2	4.3	3.4
-47.5°	4.3	4.3	4.3	4.3	4.3	4.3	4.3	3.4	3.4	3.4	2.6
-55°	1.7	1.7	1.7	1.7	1.7	1.7	1.7	1.7	1.7	1.7	1.7
-65°	0.0	0.0	0.0	0.9	0.9	0.9	0.9	0.9	0.9	0.9	0.9
-75°	0.0	0.0	0.9	0.9	0.9	0.9	0.9	0.9	0.9	0.9	0.9
-85°	0.0	0.9	0.9	0.9	0.9	0.9	0.9	0.9	1.7	1.7	2.6
-90°	0.0	0.0	0.0	0.0	0.0	0.0	0.0	0.0	0.0	0.0	0.0



REPORT NUMBER: P185194
 CATALOG NUMBER: 206-10LED3021

CANDELA DISTRIBUTION (continued):

	22.5°	25.5°	29°	33°	37.5°	42.5°	47.5°	55°	65°	75°	85°
90°	0.0	0.0	0.0	0.0	0.0	0.0	0.0	0.0	0.0	0.0	0.0
85°	4.3	5.2	6.0	6.9	6.9	7.7	7.7	7.7	8.6	8.6	8.6
75°	0.9	0.9	0.9	0.9	1.7	1.7	3.4	5.2	6.9	7.7	8.6
65°	0.9	0.9	0.9	0.9	0.0	0.0	0.9	1.7	4.3	6.9	8.6
55°	0.9	0.9	0.9	0.9	0.9	0.0	0.0	0.9	2.6	6.0	7.7
47.5°	2.6	2.6	1.7	1.7	0.9	0.9	0.0	0.0	1.7	5.2	7.7
42.5°	3.4	3.4	2.6	2.6	1.7	0.9	0.9	0.0	0.9	4.3	7.7
37.5°	4.3	4.3	4.3	3.4	2.6	1.7	0.9	0.0	0.9	4.3	7.7
33°	5.2	6.0	5.2	4.3	3.4	2.6	0.9	0.0	0.9	3.4	7.7
29°	7.7	6.9	6.0	6.0	4.3	2.6	1.7	0.0	0.0	3.4	7.7
25.5°	12.0	9.5	7.7	6.9	5.2	3.4	1.7	0.9	0.0	2.6	7.7
22.5°	18.9	13.8	9.5	6.9	5.2	3.4	1.7	0.9	0.0	2.6	7.7
19.5°	29.2	19.8	12.0	7.7	6.0	4.3	2.6	0.9	0.0	2.6	7.7
17°	37.0	25.8	15.5	8.6	6.0	4.3	2.6	0.9	0.0	2.6	7.7
15°	42.1	30.1	18.1	9.5	6.0	4.3	2.6	0.9	0.0	2.6	7.7
13°	48.2	33.5	19.8	9.5	6.0	4.3	2.6	0.9	0.0	2.6	7.7
11°	54.2	37.0	21.5	9.5	6.0	4.3	2.6	0.9	0.0	2.6	7.7
9°	61.1	38.7	22.4	9.5	6.0	4.3	2.6	0.9	0.0	2.6	7.7
7°	67.1	40.4	23.2	9.5	5.2	4.3	2.6	0.9	0.0	2.6	7.7
5°	74.0	42.1	22.4	8.6	5.2	3.4	2.6	0.9	0.0	1.7	7.7
3°	79.1	43.0	22.4	8.6	5.2	3.4	2.6	0.9	0.0	1.7	7.7
1°	83.4	43.9	21.5	7.7	4.3	3.4	2.6	0.9	0.0	1.7	7.7
0°	84.3	43.9	21.5	7.7	4.3	3.4	2.6	0.9	0.0	1.7	7.7
-1°	85.1	43.9	20.6	6.9	4.3	3.4	1.7	0.9	0.0	1.7	7.7
-3°	84.3	43.0	18.9	6.0	3.4	2.6	1.7	0.9	0.0	1.7	7.7
-5°	80.0	37.8	17.2	5.2	3.4	2.6	1.7	0.9	0.0	1.7	7.7
-7°	74.0	33.5	12.9	4.3	2.6	2.6	1.7	0.9	0.0	1.7	7.7
-9°	63.6	28.4	9.5	3.4	2.6	2.6	1.7	0.9	0.0	2.6	7.7
-11°	50.7	24.1	6.9	2.6	2.6	1.7	1.7	0.0	0.0	2.6	7.7
-13°	39.6	16.3	5.2	2.6	2.6	1.7	1.7	0.0	0.0	2.6	7.7
-15°	27.5	11.2	4.3	2.6	2.6	1.7	1.7	0.9	0.0	2.6	7.7
-17°	17.2	7.7	3.4	2.6	1.7	1.7	0.9	0.0	0.0	2.6	7.7
-19.5°	10.3	5.2	2.6	2.6	1.7	1.7	0.9	0.0	0.0	2.6	7.7
-22.5°	6.0	3.4	2.6	2.6	1.7	1.7	0.9	0.0	0.0	2.6	7.7
-25.5°	4.3	3.4	2.6	2.6	1.7	1.7	0.9	0.0	0.0	2.6	7.7
-29°	3.4	3.4	2.6	2.6	1.7	0.9	0.9	0.0	0.0	3.4	7.7
-33°	3.4	3.4	2.6	2.6	1.7	0.9	0.9	0.0	0.9	3.4	7.7
-37.5°	3.4	3.4	2.6	1.7	1.7	0.9	0.9	0.0	0.9	4.3	7.7
-42.5°	3.4	2.6	1.7	1.7	0.9	0.9	0.0	0.0	0.9	4.3	7.7
-47.5°	2.6	1.7	1.7	0.9	0.9	0.9	0.0	0.0	1.7	5.2	7.7
-55°	0.9	0.9	0.9	0.9	0.9	0.0	0.0	0.9	2.6	6.0	8.6
-65°	0.9	0.9	0.9	0.9	0.9	0.9	0.9	1.7	4.3	6.9	8.6
-75°	0.9	0.0	0.9	0.9	0.9	1.7	3.4	5.2	6.9	7.7	8.6
-85°	4.3	5.2	6.0	6.9	6.9	7.7	7.7	8.6	8.6	8.6	8.6
-90°	0.0	0.0	0.0	0.0	0.0	0.0	0.0	0.0	0.0	0.0	0.0



REPORT NUMBER: P185194
CATALOG NUMBER: 206-10LED3021

CANDELA DISTRIBUTION (continued):

	90°
90°	0.0
85°	0.0
75°	0.0
65°	0.0
55°	0.0
47.5°	0.0
42.5°	0.0
37.5°	0.0
33°	0.0
29°	0.0
25.5°	0.0
22.5°	0.0
19.5°	0.0
17°	0.0
15°	0.0
13°	0.0
11°	0.0
9°	0.0
7°	0.0
5°	0.0
3°	0.0
1°	0.0
0°	0.0
-1°	0.0
-3°	0.0
-5°	0.0
-7°	0.0
-9°	0.0
-11°	0.0
-13°	0.0
-15°	0.0
-17°	0.0
-19.5°	0.0
-22.5°	0.0
-25.5°	0.0
-29°	0.0
-33°	0.0
-37.5°	0.0
-42.5°	0.0
-47.5°	0.0
-55°	0.0
-65°	0.0
-75°	0.0
-85°	0.0
-90°	0.0

(END OF REPORT)